

Feature Description Document

Understanding Device Groups



Purpose

This document outlines the process of utilizing device groups when upgrading and installing the latest IXM WEB version.

Applies to

TITAN	TFACE	TOUCH 2	SENSE 2	MERGE 2	MYCRO
All Devices	All Devices	All Devices	All Devices	All Devices	All Devices

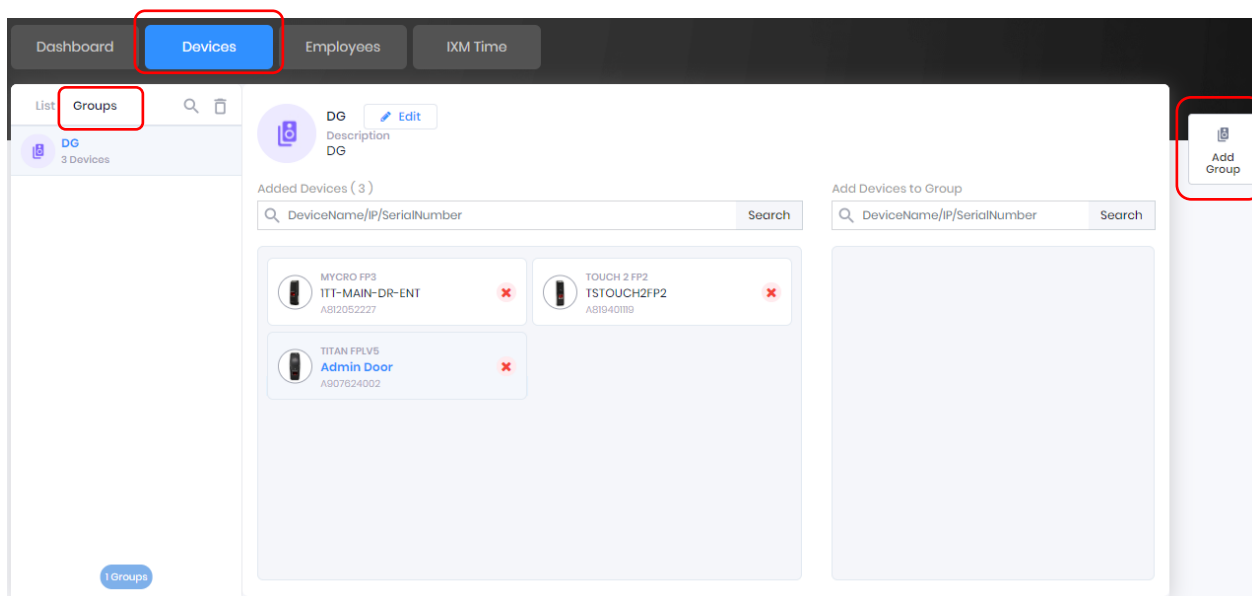
Description

Device Group is the logical grouping of devices where every device must be assigned to at least one device group at the time of registration. Device(s) can be added to any device group(s) as well as one device can be added to multiple device groups. Whenever a device group is assigned to any device, all the user group(s) which are associated with that device group are also transferred to that device.

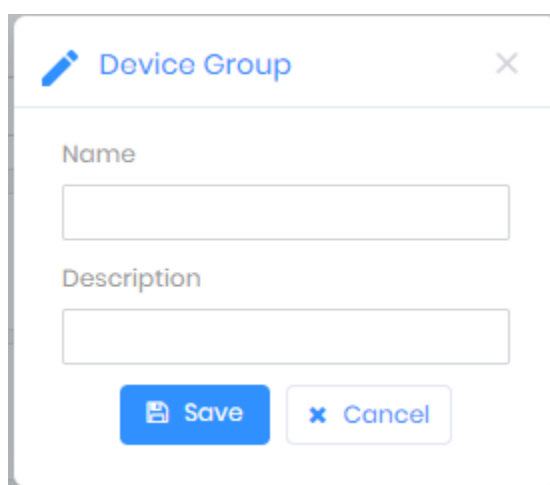
There has been a major enhancement to the Device Groups feature from IXM WEB 2.1.0.0 onwards. Sync states which were displayed under Device Groups in earlier versions have now been moved to the Sync tab in the left navigation pane.

Steps to create Device Groups from IXM WEB

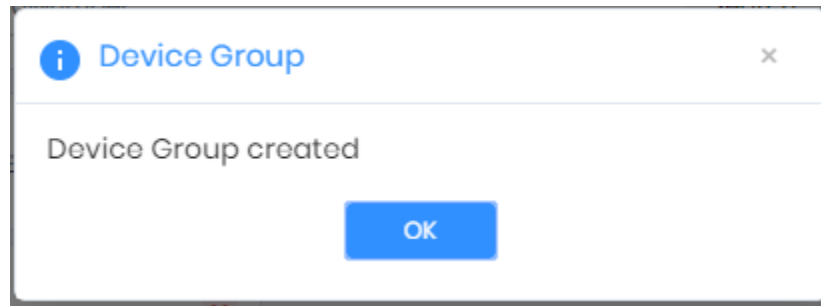
1. From Home >> Click the **Devices** tab on the top >> Click the **Groups** tab above the device list pane. The application will redirect to the device group details window.



2. Click **Add Group** on the right to add a new Device group. Provide the “Name” and “Description” for the new Device Group and click **Save**.

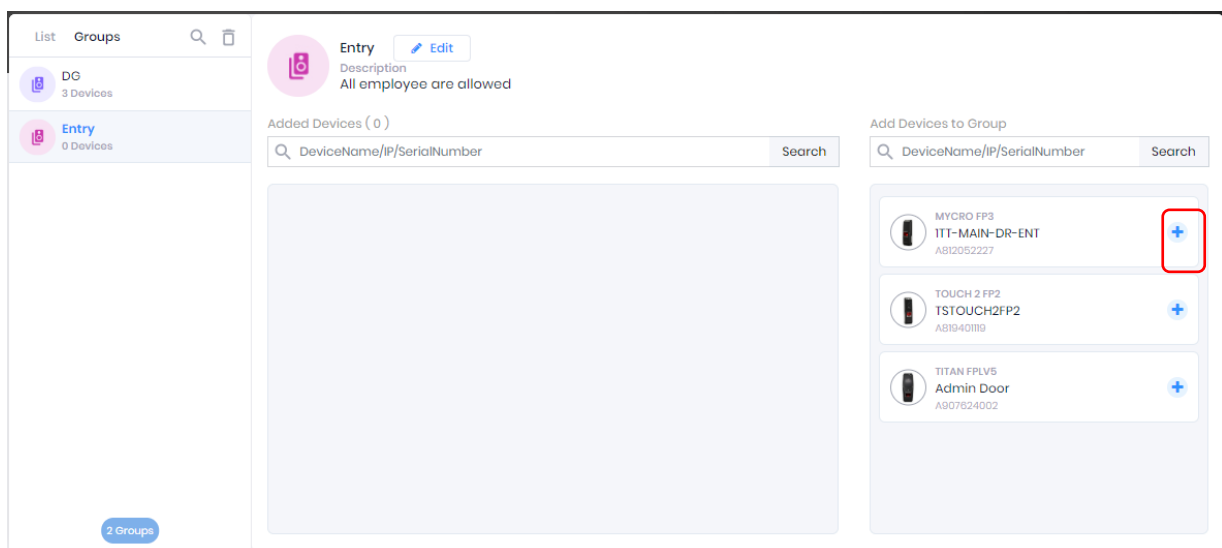


- The application will show a success message and the new Device group will be added to the list of Device groups. Click **OK**.



- Once the required Device groups are created, the administrator can add any device to any group from the device group window itself. Device groups will be useful for transferring groups of employees to different devices to avoid transferring each employee individually.

To add a device to a selected device group **Click** the “+” icon next to each device.





Support

For more information relating to this Feature Description document, please contact us at support@invixium.com

Disclaimers and Restrictions

This document and the information described throughout are provided in its present condition and are delivered without written, expressed, or implied commitments by Invixium Inc. and are subject to change without notice. The information and technical data herein are strictly prohibited for the intention of reverse engineering and shall not be disclosed to parties for procurement or manufacturing.

This document may contain unintentional typos or inaccuracies.

TRADEMARKS

The trademarks specified throughout the document are registered trademarks of Invixium Access Inc. All third-party trademarks referenced herein are recognized to be trademarks of their respective holders or manufacturers.

Copyright © 2022, INVIXIUM. All rights reserved.